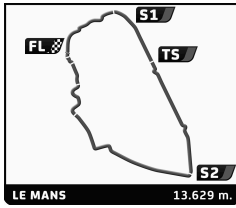




6-7-8 | 20
JUILLET | 18



SCRATCH PLATEAU 1

After Round 3

Final Combined Classification

| Nr. Drivers | Car | RACE 1 | RACE 2 | RACE 3 | Laps | Time | Gap |
|---|----------------------|-------------|-------------|-------------|------|--------------------|---------|
| 65 22 C. LUNN | TALBOT 105 GO53 1931 | 0 57:00.000 | 0 57:00.000 | 0 57:00.000 | 0 | 2:51:00.000 | 19 Laps |
| 66 25 N. PELLETT | TALBOT 105 GO54 1931 | 0 57:00.000 | 0 57:00.000 | 0 57:00.000 | 0 | 2:51:00.000 | 19 Laps |
| 67 36 H. HÜBNER | LAGONDA Rapier 1936 | 0 57:00.000 | 0 57:00.000 | 0 57:00.000 | 0 | 2:51:00.000 | 19 Laps |
| 68 71 P. BOULEAU / J. GAIGNARD / X. DELAUNAY | MG PA 1934 | 0 57:00.000 | 0 57:00.000 | 0 57:00.000 | 0 | 2:51:00.000 | 19 Laps |
| 69 8 C. BALL / N. BALL | INVICTA S Type 1931 | 0 57:00.000 | 0 57:00.000 | 0 57:00.000 | 0 | 2:51:00.000 | 19 Laps |

| | |
|-----------|-------------|
| Stewards: | Timekeeper: |
|-----------|-------------|

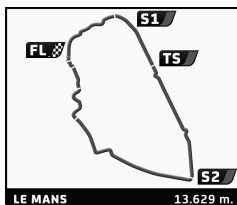
RICHARD MILLE

EFG





6-7-8 | 20 JUILLET | 18



SCRATCH PLATEAU 2 After Round 3

Amended

Final Combined Classification

| Nr. Drivers | Car | RACE 1 | RACE 2 | RACE 3 | Laps | Time | Gap |
|--|-------------------------------|---------------|-------------|-------------|------|--------------------|---------|
| 65 25 S. BROOKS / A. SMITH | JAGUAR Type D 1956 | 8 43:32.689 | 0 57:00.000 | 0 57:00.000 | 8 | 2:37:32.689 | 16 Laps |
| 66 17 J. YOUNG | JAGUAR Type D 1955 | 0 57:00.000 | 0 57:00.000 | 8 43:38.053 | 8 | 2:37:38.053 | 16 Laps |
| 67 35 G. BALTHAZARD | PORSCHE 356 Pre A 1952 | 0 57:00.000 | 0 57:00.000 | 7 44:15.332 | 7 | 2:38:15.332 | 17 Laps |
| 68 28 D. STANLEY / R. EMMERLING | FRAZER NASH Mille Miglia 1951 | 7 46:52.480 | 0 57:00.000 | 0 57:00.000 | 7 | 2:40:52.480 | 17 Laps |
| 69 57 R. FRANCIS / J. THOMPSON | ALLARD J2 1951 | 7 1:00:00.000 | 0 57:00.000 | 0 57:00.000 | 7 | 2:54:00.000 | 17 Laps |
| 70 2 N. TRABER / B. TRENERY | FIAT 8V Zagato 1953 | 6 45:10.807 | 0 57:00.000 | 0 57:00.000 | 6 | 2:39:10.807 | 18 Laps |
| 71 5 J. RETTENMAIER | MASERATI 450 S 1957 | 5 57:00.000 | 0 57:00.000 | 0 57:00.000 | 5 | 2:51:00.000 | 19 Laps |
| 72 14 A. OTTEN / D. HORBACH | KIEFT Climax 1100 1954 | 3 57:00.000 | 0 57:00.000 | 0 57:00.000 | 3 | 2:51:00.000 | 21 Laps |
| Excluidos / Excluded | | | | | | | |
| 61 X. DOCHEZ / R. DALLA-MUTTA | PORSCHE 356 Pre A 1953 | 6 49:32.883 | 6 51:08.788 | 6 48:49.078 | 18 | 2:29:30.749 | 6 Laps |
| 20 S. TORDOFF / R. WOOLMER | PORSCHE 356 Pre A 1954 | 8 49:30.158 | 6 48:54.955 | 1 57:00.000 | 15 | 2:35:25.113 | 9 Laps |

CARS 61 AND 20 EXCLUDED DUE TO STEWARDS DECISIONS 107/108

| | |
|-----------|-------------|
| Stewards: | Timekeeper: |
|-----------|-------------|

RICHARD MILLE

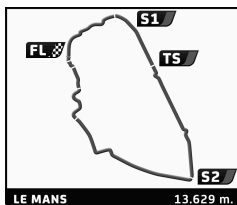
EFG





6-7-8 | 2018

JUILLET



SCRATCH PLATEAU 3

After Round 3

Final Combined Classification

| Nr. Drivers | Car | RACE 1 | RACE 2 | RACE 3 | Laps | Time | Gap |
|---|--------------------------------|-------------|-------------|-------------|------|--------------------|---------|
| 65 48 W. GELY / G. DUBOIS / M. PECCENINI | JAGUAR Type E 3,8L 1961 | 7 54:37.560 | 0 57:00.000 | 0 57:00.000 | 7 | 2:48:37.560 | 20 Laps |
| 66 39 G. KJALLGREN / R. NYQUIST | SAAB 93 B 1959 | 4 57:00.000 | 0 57:00.000 | 0 57:00.000 | 4 | 2:51:00.000 | 23 Laps |
| 67 34 J. LAMMERS / J. SINKE | AUSTIN HEALEY 3000 Mk 2 1962 | 2 57:00.000 | 0 57:00.000 | 0 57:00.000 | 2 | 2:51:00.000 | 25 Laps |
| 68 7 P. BESSE / M. SORIN | JAGUAR Type E 3,8L 1962 | 2 57:00.000 | 0 57:00.000 | 0 57:00.000 | 2 | 2:51:00.000 | 25 Laps |
| 69 20 C. MONTEVERDE / G. PEARSON / A. SMITH | LISTER Jaguar Costin 1959 | 1 57:00.000 | 0 57:00.000 | 0 57:00.000 | 1 | 2:51:00.000 | 26 Laps |
| 70 35 J. BRANDENBURG / L. NICOLET / R. FAVARO | ALFA ROMEO Giulietta SZ 1962 | 1 57:00.000 | 0 57:00.000 | 0 57:00.000 | 1 | 2:51:00.000 | 26 Laps |
| 71 76 G. VON OPPENHEIM / C. HÜRTGEN | OSCA MASERATI 2000 S 1959 | 1 57:00.000 | 0 57:00.000 | 0 57:00.000 | 1 | 2:51:00.000 | 26 Laps |
| 72 10 V. GAYE | FERRARI 250 GT Berlinetta 1960 | 0 57:00.000 | 0 57:00.000 | 0 57:00.000 | 0 | 2:51:00.000 | 27 Laps |
| 73 12 J. LAURENT-BELLUE / C. SOUBISE / F. SARRAILH | LOTUS Elite S2 1962 | 0 57:00.000 | 0 57:00.000 | 0 57:00.000 | 0 | 2:51:00.000 | 27 Laps |
| 74 15 J. GRAVIER / M. THOULOUSE | ALFA ROMEO Giulietta SVZ 1957 | 0 57:00.000 | 0 57:00.000 | 0 57:00.000 | 0 | 2:51:00.000 | 27 Laps |
| 75 18 J. COTTINGHAM / M. GIRARDO | TOJEIRO-JAGUAR Mk II 1959 | 0 57:00.000 | 0 57:00.000 | 0 57:00.000 | 0 | 2:51:00.000 | 27 Laps |
| 76 29 R. BERNBERG / P. UGO | DEEP SANDERSON 301 1961 | 0 57:00.000 | 0 57:00.000 | 0 57:00.000 | 0 | 2:51:00.000 | 27 Laps |
| 77 47 C. DE MIGUEL / L. DELSO | ABARTH-SIMCA 1300 1961 | 0 57:00.000 | 0 57:00.000 | 0 57:00.000 | 0 | 2:51:00.000 | 27 Laps |
| 78 69 V. GLEYZE / O. MONOT | CHEVROLET Corvette C1 1958 | 0 57:00.000 | 0 57:00.000 | 0 57:00.000 | 0 | 2:51:00.000 | 27 Laps |
| 79 74 M. SUCARI / A. SUCARI | PORSCHE 356 A 1958 | 0 57:00.000 | 0 57:00.000 | 0 57:00.000 | 0 | 2:51:00.000 | 27 Laps |

| | |
|-----------|-------------|
| Stewards: | Timekeeper: |
|-----------|-------------|

RICHARD MILLE

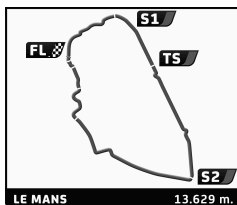
EFG





6-7-8 | 2018

JUILLET



SCRATCH PLATEAU 4

After Round 3

Final Combined Classification

| Nr. Drivers | Car | RACE 1 | RACE 2 | RACE 3 | Laps | Time | Gap |
|--|------------------------------|-------------|-------------|-------------|------|-------------|---------|
| 65 75 J. FARLEY | FORD GT40 MK1 1965 | 9 45:48.900 | 0 57:00.000 | 4 57:00.000 | 13 | 2:39:48.900 | 12 Laps |
| 66 1 L. DESPLACES / J. BOIS | FERRARI 275 GTB 1966 | 8 48:50.316 | 4 57:00.000 | 0 57:00.000 | 12 | 2:42:50.316 | 13 Laps |
| 67 67 G. TROMANS / M. REICHMAN / R. MEADEN | LOTUS Elan 26R 1964 | 8 46:36.183 | 3 57:00.000 | 0 57:00.000 | 11 | 2:40:36.183 | 14 Laps |
| 68 10 C. DUMOLIN / C. VAN RIET | SHELBY Cobra 289 1964 | 9 46:45.200 | 1 57:00.000 | 0 57:00.000 | 10 | 2:40:45.200 | 15 Laps |
| 69 23 F. LEMOS / A. NICODENI | JAGUAR Type E 3,8L 1964 | 8 47:24.474 | 2 57:00.000 | 0 57:00.000 | 10 | 2:41:24.474 | 15 Laps |
| 70 48 A. LIND / C. MARSH / R. HAMILTON | MARCOS GT Volvo 1965 | 7 46:50.567 | 0 57:00.000 | 2 57:00.000 | 9 | 2:40:50.567 | 16 Laps |
| 71 36 A. SUGAHARA / T. MORIMASA | ABARTH 1300 OT 1965 | 7 49:31.348 | 2 57:00.000 | 0 57:00.000 | 9 | 2:43:31.348 | 16 Laps |
| 72 82 I. DALGLISH / J. TURNER | JAGUAR Type E 1961 | 6 57:00.000 | 0 57:00.000 | 0 57:00.000 | 6 | 2:51:00.000 | 19 Laps |
| 73 57 F. SA CARNEIRO / J. CANNAS / A. SIMOES | PORSCHE 911 2,0L 1965 | 1 57:00.000 | 2 57:00.000 | 1 57:00.000 | 4 | 2:51:00.000 | 21 Laps |
| 74 3 P. MUELDER / P. SIMON / C. TRABER | ISO A3/C 1965 | 3 57:00.000 | 0 57:00.000 | 0 57:00.000 | 3 | 2:51:00.000 | 22 Laps |
| 75 19 J. MERLIN | SHELBY Cobra 289 1963 | 0 57:00.000 | 0 57:00.000 | 0 57:00.000 | 0 | 2:51:00.000 | 25 Laps |
| 76 28 A. BINNINGTON / C. RYAN | MG B 1965 | 0 57:00.000 | 0 57:00.000 | 0 57:00.000 | 0 | 2:51:00.000 | 25 Laps |
| 77 31 A. DEE CROWNE / S. THOMAS | CHEVROLET Corvette C2 1964 | 0 57:00.000 | 0 57:00.000 | 0 57:00.000 | 0 | 2:51:00.000 | 25 Laps |
| 78 43 K. HITOSHI / K. YAMAMOTO | ALPINE RENAULT M 63 1963 | 0 57:00.000 | 0 57:00.000 | 0 57:00.000 | 0 | 2:51:00.000 | 25 Laps |
| 79 52 S. ASCENSION / J. BOLLE REDDAT | CD SP66 1966 | 0 57:00.000 | 0 57:00.000 | 0 57:00.000 | 0 | 2:51:00.000 | 25 Laps |
| 80 72 R. MYERS / A. PRILL | PORSCHE 911 2,0L 1965 | 0 57:00.000 | 0 57:00.000 | 0 57:00.000 | 0 | 2:51:00.000 | 25 Laps |
| 81 79 J. BODEN / R. LINS | PORSCHE 904 Carrera GTS 1964 | 0 57:00.000 | 0 57:00.000 | 0 57:00.000 | 0 | 2:51:00.000 | 25 Laps |

| | |
|-----------|-------------|
| Stewards: | Timekeeper: |
|-----------|-------------|

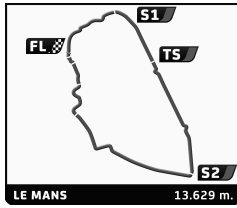
RICHARD MILLE

EFG





6-7-8 | 2018
JUILLET



SCRATCH PLATEAU 5
After Round 3

Final Combined Classification

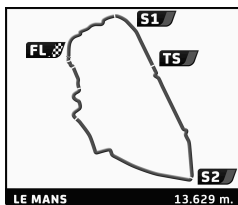
Table with columns: Nr. Drivers, Car, RACE 1, RACE 2, RACE 3, Laps, Time, Gap. Lists drivers from 1 to 64 with their respective cars and race results.





6-7-8 | 2018

JUILLET



SCRATCH PLATEAU 5

After Round 3

Final Combined Classification

| Nr. Drivers | Car | RACE 1 | RACE 2 | RACE 3 | Laps | Time | Gap |
|---|-------------------------------|-------------|-------------|-------------|------|-------------|---------|
| 65 64 B. LANGEWIESCHE / M. WERNER | LOLA T212 FVC 1971 | 3 57:00.000 | 0 57:00.000 | 0 57:00.000 | 3 | 2:51:00.000 | 21 Laps |
| 66 11 C. VAN RIET | LOLA T70 Mk III B 1970 | 2 57:00.000 | 0 57:00.000 | 0 57:00.000 | 2 | 2:51:00.000 | 22 Laps |
| 67 41 E. BROUTIN / P. de LACHARRIERE / B. de FORTIS | DE TOMASO Pantera Gr. IV 1972 | 2 57:00.000 | 0 57:00.000 | 0 57:00.000 | 2 | 2:51:00.000 | 22 Laps |
| 68 5 A. RITTWEGER / S. HANCOCK | ALFA ROMEO 33 TT-3 1971 | 1 57:00.000 | 1 57:00.000 | 0 57:00.000 | 2 | 2:51:00.000 | 22 Laps |
| 69 72 M. SALA / S. PERLINO | PORSCHE 906 Carrera 6 1966 | 1 57:00.000 | 0 57:00.000 | 0 57:00.000 | 1 | 2:51:00.000 | 23 Laps |
| 70 10 N. D'ETEREN / J. TWYMAN | PORSCHE 917 LH 1969 | 0 57:00.000 | 0 57:00.000 | 0 57:00.000 | 0 | 2:51:00.000 | 24 Laps |
| 71 15 Y. MAHE | MATRA MS 660 1971 | 0 57:00.000 | 0 57:00.000 | 0 57:00.000 | 0 | 2:51:00.000 | 24 Laps |
| 72 16 R. ARES / A. ARES | CHEVRON B8 BMW 1967 | 0 57:00.000 | 0 57:00.000 | 0 57:00.000 | 0 | 2:51:00.000 | 24 Laps |
| 73 27 . MAVERICK | CHEVROLET Corvette C3 1971 | 0 57:00.000 | 0 57:00.000 | 0 57:00.000 | 0 | 2:51:00.000 | 24 Laps |
| 74 39 J. BODEN | ALPINE RENAULT A 220 1969 | 0 57:00.000 | 0 57:00.000 | 0 57:00.000 | 0 | 2:51:00.000 | 24 Laps |
| 75 43 Y. SUZUKI | PORSCHE 906 Carrera 6 1966 | 0 57:00.000 | 0 57:00.000 | 0 57:00.000 | 0 | 2:51:00.000 | 24 Laps |
| 76 56 D. SADLOWSKI / A. SEIBOLD | PORSCHE 917 K 1970 | 0 57:00.000 | 0 57:00.000 | 0 57:00.000 | 0 | 2:51:00.000 | 24 Laps |
| 77 68 N. PINK | LOLA T210 FVC 1970 | 0 57:00.000 | 0 57:00.000 | 0 57:00.000 | 0 | 2:51:00.000 | 24 Laps |
| 78 73 C. RODDARO / E. STIEVENART / G. STIEVENART | PORSCHE 908 1970 | 0 57:00.000 | 0 57:00.000 | 0 57:00.000 | 0 | 2:51:00.000 | 24 Laps |

| | |
|-----------|-------------|
| Stewards: | Timekeeper: |
|-----------|-------------|

RICHARD MILLE

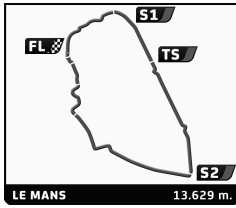
EFG





6-7-8 | 2018

JUILLET



SCRATCH PLATEAU 6 After Round 3

Final Combined Classification

| Nr. Drivers | Car | RACE 1 | RACE 2 | RACE 3 | Laps | Time | Gap |
|--|-----------------------------------|-------------|--------------|--------------|------|-------------|----------|
| 1 33 Y. SCEMAMA | TOJ SC 304 1976 | 9 43:20.479 | 10 43:12.376 | 10 45:44.003 | 29 | 2:12:16.858 | |
| 2 17 R. BÜSTT / D. FREEMAN | CHEVRON B31 BDG 1975 | 9 46:02.672 | 10 45:50.095 | 10 46:48.053 | 29 | 2:18:40.820 | 6:23.962 |
| 3 21 U. BECK | PORSCHE 935 K3 1980 | 9 49:54.967 | 10 45:46.561 | 10 46:40.741 | 29 | 2:22:22.269 | 0:05.411 |
| 4 54 C. MAC ALLISTER | MIRAGE M6 1973 | 9 44:36.866 | 9 44:51.490 | 10 44:58.948 | 28 | 2:14:27.304 | 1 Laps |
| 5 10 N. D'IETEREN / P. LALMAND | PORSCHE 935 K3 1979 | 8 44:11.377 | 10 45:49.806 | 10 46:00.507 | 28 | 2:16:01.690 | 1 Laps |
| 6 69 . MISTER JOHN OF B / S. AYARI | FERRARI 512 BB LM 1979 | 8 46:24.875 | 10 46:28.243 | 10 47:03.108 | 28 | 2:19:56.226 | 1 Laps |
| 7 4 D. MEIER / R. LIPS | FERRARI 512 BB LM 1981 | 8 45:08.180 | 9 46:46.014 | 10 48:45.408 | 27 | 2:20:39.602 | 2 Laps |
| 8 67 M. ROOCK / U. ALZEN / C. HÜRTGEN | PORSCHE 911 Carrera RSR 3,0L 1975 | 8 44:06.822 | 9 43:33.941 | 9 45:29.780 | 26 | 2:13:10.543 | 3 Laps |
| 9 51 . NELSON | PORSCHE 930 Turbo 1976 | 8 44:15.110 | 9 43:44.016 | 9 45:27.414 | 26 | 2:13:26.540 | 3 Laps |
| 10 3 M. HINDERER / P. HINDERER / R. ARNOUX | BMW M1 Procar 1979 | 8 45:02.727 | 9 44:32.252 | 9 45:28.445 | 26 | 2:15:03.424 | 3 Laps |
| 11 18 S. DANCE | FORD Capri 2600 RS 1972 | 8 45:03.296 | 9 45:26.886 | 9 46:27.981 | 26 | 2:16:58.163 | 3 Laps |
| 12 46 R. BECKER | PORSCHE 911 Carrera RSR 3,0L 1975 | 8 45:02.883 | 9 45:27.822 | 9 47:40.078 | 26 | 2:18:10.783 | 3 Laps |
| 13 34 P. SINGER | PORSCHE 924 GTR 1981 | 8 47:06.574 | 9 46:04.656 | 9 45:36.602 | 26 | 2:18:47.832 | 3 Laps |
| 14 58 J. ALVERGNAS | FORD Gran Torino 1975 | 8 45:36.154 | 9 45:53.783 | 9 47:18.894 | 26 | 2:18:48.831 | 3 Laps |
| 15 61 R. TERRAIL / J. AEBERHARD | PORSCHE 911 Carrera RSR 3,0L 1974 | 8 47:10.436 | 9 44:52.072 | 9 46:58.526 | 26 | 2:19:01.034 | 3 Laps |
| 16 60 F. SPIRGI / P. GIAUQUE | PORSCHE 930 Gr.IV 1978 | 8 46:14.927 | 9 45:03.899 | 9 48:00.384 | 26 | 2:19:19.210 | 3 Laps |
| 17 53 P. CHASE-GARDENER | ASTON MARTIN DBS V8 1976 | 8 46:10.512 | 9 47:01.052 | 9 47:56.485 | 26 | 2:21:08.049 | 3 Laps |
| 18 47 P. LAFARGUE | LOLA T298 BMW 1979 | 9 44:30.051 | 10 44:30.926 | 7 57:00.000 | 26 | 2:26:00.977 | 3 Laps |
| 19 56 P. CHATEAUX / M. BAUDOIN | LOLA T290 FVC 1974 | 8 44:02.782 | 9 57:00.000 | 9 45:17.216 | 26 | 2:26:19.998 | 3 Laps |
| 20 80 M. O'CONNELL / R. WILLS | CHEVRON B26 BDG 1974 | 9 47:28.480 | 10 45:41.781 | 7 57:00.000 | 26 | 2:30:10.261 | 3 Laps |
| 21 38 J. MERLIN | PORSCHE 935 K3 1977 | 6 57:00.000 | 10 47:21.210 | 10 48:03.711 | 26 | 2:32:24.921 | 3 Laps |
| 22 2 P. MUELDER / C. TRABER | BMW M1 Procar 1979 | 7 43:33.726 | 9 46:23.670 | 9 46:33.871 | 25 | 2:16:31.267 | 4 Laps |
| 23 11 T. de LATRE DU BOSQUE | PORSCHE 911 Carrera RSR 3,0L 1974 | 7 44:01.223 | 9 48:10.947 | 9 48:17.256 | 25 | 2:20:29.426 | 4 Laps |
| 24 20 R. CROFTON | DATSUN 240 Z 1975 | 8 48:19.389 | 8 43:51.808 | 9 49:41.735 | 25 | 2:21:52.932 | 4 Laps |
| 25 8 T. SINCLAIR | LOLA T292 BDG 1973 | 5 57:00.000 | 10 45:48.928 | 10 46:23.062 | 25 | 2:29:11.990 | 4 Laps |
| 26 1 H. PESCAROLO / F. CHAMBON / N. BELOUN | INALTERA GT 1976 | 7 57:00.000 | 9 45:00.107 | 9 50:41.073 | 25 | 2:32:41.180 | 4 Laps |
| 27 62 P. PEAUGER / C. RUPP | PORSCHE 911 SC Gr.IV 1980 | 8 48:40.831 | 8 57:00.000 | 9 51:39.398 | 25 | 2:37:20.229 | 4 Laps |
| 28 72 M. LAUBER / D. ROBERTS / G. CALFO | PORSCHE 911 Carrera RSR 3,0L 1974 | 7 43:15.142 | 9 47:32.766 | 8 51:30.713 | 24 | 2:22:18.621 | 5 Laps |
| 29 48 P. LAFARGUE | LOLA T298 BMW 1979 | 9 44:15.131 | 10 44:12.898 | 5 57:00.000 | 24 | 2:25:28.029 | 5 Laps |
| 30 29 J. BELLETESTE / R. BELLETESTE | PORSCHE 911 Carrera RSR 3,0L 1974 | 7 48:01.771 | 9 48:13.427 | 8 49:17.919 | 24 | 2:25:33.117 | 5 Laps |
| 31 66 D. DENAT | PORSCHE 911 Carrera RSR 3,0L 1974 | 8 45:03.794 | 9 45:25.595 | 7 57:00.000 | 24 | 2:27:29.389 | 5 Laps |
| 32 43 N. LEROY-FLEURIOT / A. AUDIBERT | BMW 3.0 CSL 1975 | 7 46:30.319 | 8 46:07.557 | 8 52:02.052 | 23 | 2:24:39.928 | 6 Laps |
| 33 39 B. EGGIMANN | CHEETAH G 601 BDG 1976 | 8 45:54.282 | 10 45:59.774 | 5 57:00.000 | 23 | 2:28:54.056 | 6 Laps |
| 34 9 J. PIQUET / A. TRINIANE | PORSCHE 911 Turbo 1975 | 7 44:26.615 | 8 44:31.571 | 7 47:29.590 | 22 | 2:16:27.776 | 7 Laps |
| 35 75 A. WEINZIERL | BMW M1 Gr. V 1979 | 8 44:07.268 | 9 43:19.612 | 5 57:00.000 | 22 | 2:24:26.880 | 7 Laps |
| 36 28 H. LINDBERG | LOLA - DE CADENET T380 DFV 1975 | 4 57:00.000 | 9 44:34.260 | 9 47:03.073 | 22 | 2:28:37.333 | 7 Laps |
| 37 55 F. MOREL | TOJ SC 206 1977 | 2 57:00.000 | 10 46:25.114 | 10 46:44.095 | 22 | 2:30:09.209 | 7 Laps |
| 38 31 G. CERON | CHEVROLET Monza 1976 | 5 57:00.000 | 5 44:57.491 | 10 46:40.455 | 20 | 2:28:37.946 | 9 Laps |
| 39 5 A. RITTWEGER / S. HANCOCK | FERRARI 512 BB LM 1979 | 1 57:00.000 | 9 44:04.563 | 10 49:22.152 | 20 | 2:30:26.715 | 9 Laps |
| 40 25 H. WERGINS / W. PANHAUSER | BMW 3.5 CSL 1972 | 4 57:00.000 | 8 48:03.853 | 8 46:20.751 | 20 | 2:31:24.604 | 9 Laps |
| 41 44 F. DA ROCHA | LOLA T298 BMW 1979 | 9 46:52.013 | 7 57:00.000 | 4 57:00.000 | 20 | 2:40:52.013 | 9 Laps |
| 42 37 A. VANDROMME | PORSCHE 935 1981 | 8 45:03.867 | 9 43:49.309 | 2 57:00.000 | 19 | 2:25:53.176 | 10 Laps |
| 43 74 R. TURRIZIANI / S. DI FULVIO | OSELA PA5 BMW 1977 | 0 57:00.000 | 9 46:45.802 | 9 45:04.152 | 18 | 2:28:49.954 | 11 Laps |
| 44 57 A. BRADY | BMW 3.0 CSL 1973 | 0 57:00.000 | 9 46:43.167 | 9 47:12.884 | 18 | 2:30:56.051 | 11 Laps |
| 45 70 M. MONTEIRO | LOLA T298 BMW 1979 | 0 57:00.000 | 9 45:02.791 | 9 50:14.547 | 18 | 2:32:17.338 | 11 Laps |
| 46 79 J. BRATKE VON BERGEN / O. LOUISODER / P. PRALLER | FERRARI 512 BB 1978 | 0 57:00.000 | 9 48:01.579 | 9 49:08.640 | 18 | 2:34:10.219 | 11 Laps |
| 47 71 P. BRUEHWILER | CHEVRON B21 BDG 1972 | 8 43:37.986 | 5 57:00.000 | 5 57:00.000 | 18 | 2:37:37.986 | 11 Laps |
| 48 63 P. MURSAH / D. MURSAHALL | BMW 3.0 CSL 1975 | 8 46:55.392 | 8 43:50.930 | 1 57:00.000 | 17 | 2:27:46.322 | 12 Laps |
| 49 19 J. LEGRAS / J. DEBRIE | CHEVRON B21 BDG 1972 | 8 46:41.966 | 9 45:47.968 | 0 57:00.000 | 17 | 2:29:29.934 | 12 Laps |
| 50 30 X. MICHERON | LOLA T600 1981 | 8 57:00.000 | 8 45:26.100 | 1 57:00.000 | 17 | 2:39:26.100 | 12 Laps |
| 51 81 P. BAIGNERES / X. POMPIDOU / B. BAIGNERES | BMW 3.0 CSL 1972 | 7 45:27.422 | 8 47:15.088 | 1 57:00.000 | 16 | 2:29:42.510 | 13 Laps |
| 52 52 C. BRUNHES / F. DUMEZ / G. de LACRETELLE | RENAULT ALPINE A310 V6 Gr.V 1977 | 7 48:05.073 | 8 44:24.850 | 0 57:00.000 | 15 | 2:29:29.923 | 14 Laps |
| 53 77 A. RITTWEGER / S. HANCOCK | ALFA ROMEO 33 TT12 1974 | 1 57:00.000 | 10 46:14.187 | 4 49:17.710 | 15 | 2:32:31.897 | 14 Laps |
| 54 22 R. GOETHE / S. HALL | MIRAGE Gr 7 1973 | 9 43:14.992 | 6 57:00.000 | 0 57:00.000 | 15 | 2:37:14.992 | 14 Laps |
| 55 147 A. de BEAUMONT / J. BUSSEL | PORSCHE 911 Carrera RS 3,0L 1974 | 7 44:06.888 | 7 44:50.706 | 0 57:00.000 | 14 | 2:25:57.594 | 15 Laps |
| 56 45 L. DEPAILLER / J. PIGUET / A. SERPAGGI | RENAULT ALPINE A 443 1978 | 9 46:17.852 | 4 57:00.000 | 1 57:00.000 | 14 | 2:40:17.852 | 15 Laps |
| 57 27 M. RICHARDSON | LOLA T290 BDG 1972 | 9 46:51.095 | 4 57:00.000 | 1 57:00.000 | 14 | 2:40:51.095 | 15 Laps |
| 58 65 F. MEINERS / G. LAVAGGI | LANCIA Beta Gr. V 1981 | 5 57:00.000 | 8 57:00.000 | 0 57:00.000 | 13 | 2:51:00.000 | 16 Laps |
| 59 59 M. de SIEBENTHAL / J. DUBY | PORSCHE 935 1978 | 8 45:06.071 | 1 57:00.000 | 0 57:00.000 | 9 | 2:39:06.071 | 20 Laps |
| 60 76 C. BARBOT | LOLA T280 DFV 1972 | 8 43:51.453 | 0 57:00.000 | 0 57:00.000 | 8 | 2:37:51.453 | 20 Laps |
| 61 36 D. MAC NEIL / G. JEANNETTE | PORSCHE 935 K3 1980 | 8 57:00.000 | 0 57:00.000 | 0 57:00.000 | 8 | 2:51:00.000 | 21 Laps |
| 62 6 D. CAZEUX / J. BARTH / D. CAZEUX | PORSCHE 924 GTR 1981 | 6 57:00.000 | 0 57:00.000 | 0 57:00.000 | 6 | 2:51:00.000 | 23 Laps |
| 63 15 D. GUENAT | LOLA T286 DFV 1976 | 4 57:00.000 | 0 57:00.000 | 0 57:00.000 | 4 | 2:51:00.000 | 25 Laps |
| 64 26 L. ROSSIAUD / C. LE JEAN | CHEVRON B36 BMW 1976 | 1 57:00.000 | 1 57:00.000 | 1 57:00.000 | 3 | 2:51:00.000 | 26 Laps |



Le Point



ARTCURIAL
// Motorcars



PORSCHE

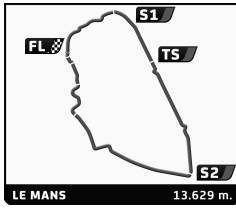


NOSTALGIE



6-7-8 | 2018

JUILLET



SCRATCH PLATEAU 6

After Round 3

Final Combined Classification

| Nr. Drivers | Car | RACE 1 | RACE 2 | RACE 3 | Laps | Time | Gap |
|---|-----------------------------------|-------------|-------------|-------------|----------|--------------------|---------|
| 65 42 A. GADAL / E. DELFRATE | PORSCHE 911 Carrera RS 3,0L 1974 | 3 59:00.000 | 0 57:00.000 | 0 57:00.000 | 3 | 2:53:00.000 | 26 Laps |
| 66 14 K. LUDWIG / R. SCHNITZLER / J. PENTZ / F. GEISSLER | PORSCHE 930 Gr.IV 1978 | 2 57:00.000 | 0 57:00.000 | 0 57:00.000 | 2 | 2:51:00.000 | 27 Laps |
| 67 41 H. HAUPT | PORSCHE 911 Carrera RSR 3,0L 1974 | 2 57:00.000 | 0 57:00.000 | 0 57:00.000 | 2 | 2:51:00.000 | 27 Laps |
| 68 16 L. LUCCHINI / C. PESCATORI | FERRARI 512 BB LM 1979 | 1 57:00.000 | 0 57:00.000 | 0 57:00.000 | 1 | 2:51:00.000 | 28 Laps |
| 69 23 F. LEMOS / A. NICODENI | PORSCHE 930 Gr.IV 1979 | 1 57:00.000 | 0 57:00.000 | 0 57:00.000 | 1 | 2:51:00.000 | 28 Laps |
| 70 12 J. PAOLETTI | CHEVRON B21 BDG 1972 | 0 57:00.000 | 0 57:00.000 | 0 57:00.000 | 0 | 2:51:00.000 | 29 Laps |
| 71 24 P. SCEMAMA / L. FORT | SAUBER C5 BMW 1976 | 0 57:00.000 | 0 57:00.000 | 0 57:00.000 | 0 | 2:51:00.000 | 29 Laps |
| 72 32 M. GUENAT | PORSCHE 935 1977 | 0 57:00.000 | 0 57:00.000 | 0 57:00.000 | 0 | 2:51:00.000 | 29 Laps |
| 73 35 A. BOITE / G. PARGAMIN | MOYNET LM 75 1975 | 0 57:00.000 | 0 57:00.000 | 0 57:00.000 | 0 | 2:51:00.000 | 29 Laps |
| 74 40 D. LIQUIERE | TECMA 755 1975 | 0 57:00.000 | 0 57:00.000 | 0 57:00.000 | 0 | 2:51:00.000 | 29 Laps |
| 75 49 J. CAPOR / P. NYSTROM / H. TORBJORN | PORSCHE 935 1978 | 0 57:00.000 | 0 57:00.000 | 0 57:00.000 | 0 | 2:51:00.000 | 29 Laps |
| 76 50 W. ZWEIFLER / M. FÖVÉNY | OSELLA PA6 BMW 1978 | 0 57:00.000 | 0 57:00.000 | 0 57:00.000 | 0 | 2:51:00.000 | 29 Laps |
| 77 64 F. JEAN / C. BOURACHOT | FERRARI 512 BB LM 1979 | 0 57:00.000 | 0 57:00.000 | 0 57:00.000 | 0 | 2:51:00.000 | 29 Laps |
| 78 68 P. DUHAMEL / L. MAXTED-PAGE | PORSCHE 934 1976 | 0 57:00.000 | 0 57:00.000 | 0 57:00.000 | 0 | 2:51:00.000 | 29 Laps |
| 79 7 E. MARIS | PORSCHE 935 1979 | 0 57:00.000 | 0 57:00.000 | 0 57:00.000 | 0 | 2:51:00.000 | 29 Laps |
| 80 73 M. LECOURT / R. NARAC | PORSCHE 911 Carrera RSR 3,0L 1974 | 0 57:00.000 | 0 57:00.000 | 0 57:00.000 | 0 | 2:51:00.000 | 29 Laps |
| 81 82 R. DUMAS | PORSCHE 935 1977 | 0 57:00.000 | 0 57:00.000 | 0 57:00.000 | 0 | 2:51:00.000 | 29 Laps |

| | |
|-----------|-------------|
| Stewards: | Timekeeper: |
|-----------|-------------|

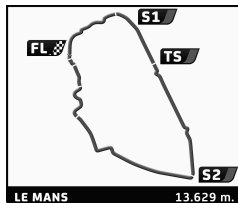
RICHARD MILLE

EFG





6-7-8 | 20 JUILLET | 18



LE MANS CLASSIC 2018 GROUP C RACING RACE (43')

Final Classification

| Drivers | Vehicle | Laps | Total Time | Penalty | Gap | Kph | Lap Time | Kph |
|---|------------------------------|------|------------------|---------|-----------|-------|----------|-----------------------|
| 1 25 Michael LYONS | GEBHARDT C91 1991 | 8 | 43:58.955 | | - | 148.5 | 6 | 3:57.461 206.6 |
| 2 3 Shaun LYNN | JAGUAR XJR-9 1987 | 8 | 44:22.713 | | +23.758 | 147.2 | 8 | 4:02.668 202.1 |
| 3 9 Rafi KELLENERS/Ivan VERCOURTERE | JAGUAR XJR11 1989 | 8 | 44:25.825 | | +26.870 | 147.0 | 8 | 4:01.080 203.5 |
| 4 6 Richard MEINS | JAGUAR XJR-8 1987 | 8 | 44:26.801 | | +27.846 | 147.0 | 8 | 4:02.357 202.4 |
| 5 24 MISTER JOHN OF B/Soheil AYARI | RONDEAU M382 1982 | 8 | 44:28.379 | | +29.424 | 146.9 | 7 | 4:04.836 200.4 |
| 6 4 Dominique GUENAT | PEUGEOT 905 EV1 Bis 1993 | 8 | 44:40.173 | | +41.218 | 146.2 | 8 | 4:05.301 200.0 |
| 7 162 Massimo GUERRA/Marco GUERRA | GKW 862-C2 1988 | 8 | 44:48.123 | | +49.168 | 145.8 | 7 | 4:11.514 195.0 |
| 8 10 Michiel CAMPAGNE/Allard KALFF | SPICE SE92 GTP 1992 | 8 | 45:25.097 | | +1:26.142 | 143.8 | 6 | 4:25.015 185.1 |
| 9 51 Hans-Jörg HÜBNER/Marco WERNER | PORSCHE 962C 1990 | 8 | 45:29.390 | | +1:30.435 | 143.6 | 3 | 4:49.321 169.5 |
| 10 61 Max VON BRAUNMÜHL | PORSCHE 962 1989 | 8 | 45:29.862 | | +1:30.907 | 143.6 | 8 | 4:20.590 188.2 |
| 11 71 Georg KJALLGREN | COURAGE C26 S 1990 | 8 | 45:30.226 | | +1:31.271 | 143.5 | 8 | 4:20.681 188.2 |
| 12 129 Xavier GALANT | TIGA GC288 1988 | 8 | 45:40.537 | | +1:41.582 | 143.0 | 8 | 4:17.308 190.6 |
| 13 7 Manuel MONTEIRO | PORSCHE 962C 1990 | 8 | 45:45.038 | | +1:46.083 | 142.8 | 8 | 4:27.099 183.7 |
| 14 107 Philippe COLANCON | TIGA GC289 1989 | 8 | 45:45.522 | | +1:46.567 | 142.7 | 8 | 4:22.419 186.9 |
| 15 99 Mischa STRJDER | PORSCHE 962C 1991 | 8 | 45:46.947 | | +1:47.992 | 142.7 | 8 | 4:24.351 185.6 |
| 16 19 Christian PERRIER | MARCH 85G 1985 | 8 | 46:02.644 | | +2:03.689 | 141.9 | 8 | 4:31.896 180.4 |
| 17 33 Henrik LINDBERG | PORSCHE 962C 1989 | 8 | 46:03.638 | | +2:04.683 | 141.8 | 6 | 4:30.295 181.5 |
| 18 12 Russel KEMPNIICH | PORSCHE 956C 1985 | 8 | 46:04.184 | | +2:05.229 | 141.8 | 6 | 4:31.721 180.5 |
| 19 111 Thomas DOZIN | SPICE SE88C 1988 | 8 | 46:14.248 | | +2:15.293 | 141.3 | 6 | 4:33.274 179.5 |
| 20 50 Paul HIGGINS/Andrew HIGGINS | PORSCHE 962C 1989 | 8 | 46:14.843 | | +2:15.888 | 141.2 | 2 | 4:33.867 179.1 |
| 21 85 Tony SINCLAIR | SPICE SE90C 1990 | 8 | 46:25.369 | | +2:26.414 | 140.7 | 6 | 4:02.764 202.1 |
| 22 177 Frank LYONS | ALD C289 1989 | 8 | 49:16.939 | 03:00 | +5:17.981 | 132.5 | 7 | 4:38.139 176.4 |
| 23 14 Tommy DREELAN/Aaron SCOTT | PORSCHE 962 1987 | 7 | 43:04.478 | 1 Laps | 1 Lap | 132.7 | 7 | 4:18.539 189.7 |
| 24 185 Christophe GADAI/S/Romain BELLETESTE | STHEMO SM 1984 | 7 | 44:10.636 | | 1 Lap | 129.3 | 7 | 4:36.138 177.6 |
| 25 20 Peter GARROD | LOLA T92/10 1992 | 7 | 44:51.756 | | 1 Lap | 127.4 | 7 | 4:47.375 170.7 |
| 26 78 Lionel BOCH/Patrick PERCEVAULT | ECOSSE C285 1985 | 6 | 45:02.512 | 1 Laps | 2 Laps | 108.7 | 2 | 5:11.625 157.4 |
| 27 66 Douglas TITFORD/Trevor REEVES | EMKA C84/1 Aston Martin 1985 | 6 | 46:44.271 | | 2 Laps | 104.8 | 6 | 4:39.573 175.5 |
| Not classified: | | | | | | | | |
| 23 Katsu KUBOTA | NISSAN R90 CK 1990 | 7 | 42:01.566 | | | | 6 | 3:56.720 207.2 |
| 82 Michel LECOURT/Raymond NARAC | PORSCHE 962C 1990 | 6 | 36:00.417 | | | | 6 | 3:56.687 207.3 |
| 40 Richard BATEMAN | SPICE SE90C 1990 | 5 | 32:22.785 | | | | 3 | 4:57.415 164.9 |
| 88 Ivan VERCOUTERE/Alex MUELLER | JAGUAR XJR-12 1989 | 3 | 13:17.220 | | | | 2 | 4:35.905 177.8 |
| 55 Rob HUFF | SPICE SE89P 1989 | 3 | 15:16.772 | | | | 2 | 4:32.452 180.0 |
| 36 Hisashi KUNIE/Toshiya ITO | TOYOTA 85C 1985 | 3 | 18:16.090 | | | | 2 | 5:24.131 151.3 |
| 35 Gérard LOPEZ/Vincent RADERMECKER | JAGUAR XJR-14 1991 | 2 | 9:04.131 | | | | 2 | 4:39.719 175.4 |
| 2 Erik MARIS | PEUGEOT 905 EV1 Bis 1993 | 1 | 4:02.748 | | | | | |
| 106 Laurent FORT/Frédéric DA ROCHA | TIGA GC 288/289 1988 | 1 | 5:12.072 | | | | | |
| 110 Martin OVERINGTON | PORSCHE 962C 1988 | 1 | 5:34.636 | | | | | |
| 58 Jean-Marc MERLIN | SPICE SE90C 1990 | 0 | | | | | | |
| 104 Philippe SCEMAMA | SPICE SE89C 1989 | 0 | | | | | | |
| Not started | | | | | | | | |
| 11 Nicolas DIETEREN | PORSCHE 962C 1990 | 0 | | | | | | |
| 27 Pierre-Alain FRANCE/Erwin FRANCE | NISSAN R90 CK 1990 | 0 | | | | | | |
| 84 Stefano ROSINA | ALBA AR8 1986 | 0 | | | | | | |
| 86 Chris WARD | JAGUAR XJR-11 1990 | 0 | | | | | | |

| | | | |
|----------------------|----------------------|-----------------|-----------|
| Pole Position | MUELLER, Alex | 3:49.332 | |
| Fastest Lap | Lap 6 Michel LECOURT | 3:56.687 | 207.3 Kph |

3 MINUTES PENALTY TO CAR 177 DUE TO SLOW ZONE INFRINGEMENT
 1 LAP PENALTY TO CARS N° 78 AND 14 DUE TO STEWARDS DECISION N°76 AND 77
 2 MINUTES PENALTY TO CAR 85 DUE TO SLOW ZONE INFRINGEMENT

Published at:

Track Status: **DRY**

| | |
|------------------|--------------------|
| Stewards: | Timekeeper: |
|------------------|--------------------|

RICHARD MILLE

EFG

07/07/2018 Page 1 / 1

